

1stop, brings you the UI/UX Program in collaboration with

DesignMacha.

"Empowering Learners, Accelerating Careers."

Unlock your potential with industry-aligned training designed to shape future-ready UI/UX professionals.





About 1Stop.

1Stop, in partnership with DesignMacha, offers a comprehensive, career-oriented program in the UI & UX domain that includes industrial training, live projects, internships, and robust job assistance. This well-structured initiative is designed to equip students with practical skills, real-world experience, and strong placement support, ensuring progressive learning and true career readiness.

Why It's Unique

- Only one batch per year with limited seats (150 students).
- Prepares students step-by-step to become job-ready by graduation.

DETAILED ABOUT 1STOP UI/UX PROGRAM

“UI/UX Program at 1Stop – Learn by Doing”

UI (User Interface) refers to the visual elements of a product—like buttons, icons, and layout—that users interact with. UX (User Experience) focuses on the overall journey and satisfaction of a user while using the product. Together, UI/UX design ensures that digital products are both visually appealing and easy to use, creating intuitive and engaging experiences.

Key Points

- **User-Centered Design** – Focuses on the needs, goals, and behaviors of the end user.
- **Visual Consistency** – Maintains harmony in layout, color, typography, and branding.
- **Usability** – Ensures that the product is easy to navigate and interact with.
- **Problem Solving** – Aims to enhance user satisfaction by solving design and interaction challenges.

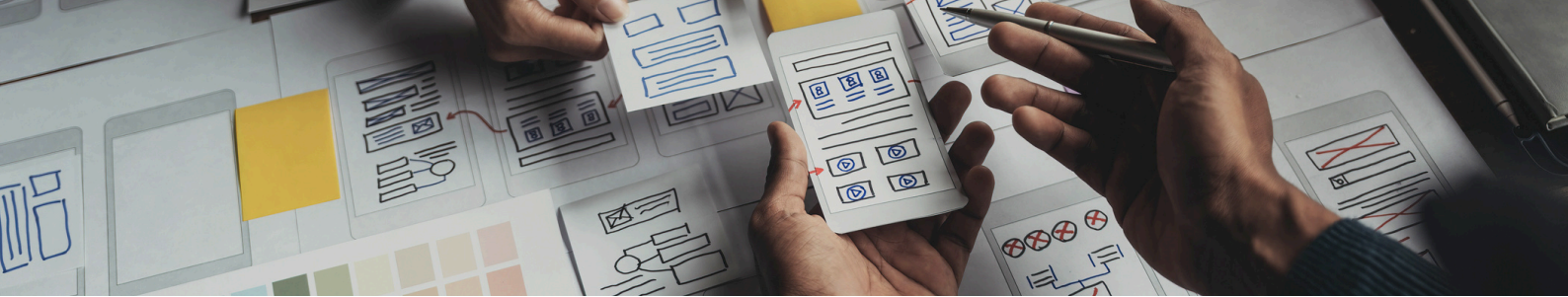


UI/UX Program Structure Breakdown

Week	Skill	Details & Activities
1	Introduction to UX	Understanding UI/UX design, exploring customer and user experience, foundational theories like Maslow’s hierarchy, and the product-service pyramid.
1.1	Team Building & Design Strategy	Forming teams, learning business models, conducting stakeholder interviews, developing design strategies, and performing competitive analysis. Basic Figma introduction.
2	User Research	Conducting qualitative and quantitative research, user interviews, building rapport, and documenting interview data. Team concept presentations and FigJam introduction.
2.2	User Personas & Journey Mapping	Creating user personas, empathy maps, journey maps, user flows, task flows, information architecture, and card sorting exercises.
3	Wireframing & Navigation	Sketching wireframes, understanding navigation systems, rapid wireframing, documenting low-fidelity wireframes, introduction to HIG (Apple) and Material Design (Google), and creating wireframes using iOS guidelines.
3.3	Visual Design: Color & Typography	Learning color theory, typography, mood board creation, and building UI components and variants.

Week	Skill	Details & Activities
4	Design Systems & UI Practice	Developing a design system, replicating UI, and practicing UI design with reviews.
5	Mobile Platforms (Android & iOS)	Understanding platform-specific guidelines for Android and iOS, and reviewing mobile projects.
6	Website Design	Designing static and dynamic websites, using grid systems, and creating responsive web designs. Website project reviews.
7	Prototyping & Developer Handoff	Building interactive prototypes, using auto layout, and preparing design files for developer handoff.
8	Portfolio & Resume Building	Compiling a professional portfolio, resume creation, and Q&A sessions for clearing doubts.
9	Career Launch	Portfolio review, mock interviews, freelancing basics, and certification.





Benefits and Outcomes

Key Benefits

- **Hands-On, Practical Skill**

The curriculum is built around real-world, activities and projects, guided by seasoned product designers. You gain practical, job-ready skills that translate directly into the workplace.

- **Industry-Relevant Training**

You learn the latest tools (like Figma) and design methodologies, including user research, wireframing, prototyping, and visual design. This ensures your skills match current industry demands.

- **Portfolio Development**

Throughout the program, you build a professional portfolio with multiple case studies and real projects, which is crucial for job applications and freelance work.

- **Career Support & High Placement Rate**

1stop emphasizes job readiness, with performance tracking, interview preparation, and strong placement support. Many students secure jobs or internships upon completion, with a notable placement rate and competitive average salaries.

- **Networking & Mentorship**

You connect with experienced designers, successful alumni, and peers, gaining valuable industry insights and expanding your professional network.

- **Inclusive for All Backgrounds**

The program is open to beginners, career shifters, and even school/college dropouts, making it accessible to anyone eager to learn design

- **Freelance & Cross-Functional Opportunities**

The skills you gain open doors to freelance work, consulting, and roles that blend design with product management, marketing, or brand strategy

Expected Outcomes

- **Job-Ready Skills**

Graduates are equipped to take on roles such as UI Designer, UX Designer, Product Designer, or related positions in tech, e-commerce, healthcare, and other industries.

- **Professional Portfolio**

You complete the bootcamp with a comprehensive, well-organized portfolio that demonstrates your design thinking, creativity, and technical expertise—essential for standing out in the job market.

- **Diverse Career Paths**

The curriculum prepares you for full-time employment, freelance projects, consulting, and even leadership roles as you gain experience (e.g., Design Lead, Creative Director).


- **Mastery of the Design Process**

You gain in-depth knowledge of the entire UI/UX workflow: research, ideation, wireframing, prototyping, visual design, usability testing, and developer handoff.

- **Confidence & Independence**

Intensive practice sessions and mentorship ensure you can tackle real-world design challenges independently and confidently





Application & Project Phase

Projects & Deliverables

- **User Research Reports:** Conducting and documenting interviews, surveys, and analysis.
- **Personas & Journey Maps:** Creating detailed user personas and mapping user journeys for Multiple products.
- **Wireframes & Prototypes:** Producing low- and high-fidelity wireframes, interactive prototypes, and navigation flows using Figma.
- **UI Replication Projects:** Practicing by replicating real-world app and website UIs to industry standards.
- **Design Systems:** Building reusable design systems and component libraries.
- **Responsive Website Design:** Designing and reviewing both static and dynamic responsive websites.
- **Mobile App Projects:** Designing for both Android and iOS platforms, following platform-specific guidelines.
- **Portfolio Case Studies:** Compiling all project work into a professional portfolio, including presentation and documentation.
- **Mock Interviews & Freelancing Projects:** Preparing for job interviews and learning the basics of freelancing, including how to find and execute freelance design projects.

Meet Our Team:



RASHMI BAHEKAR

UX MENTOR

FOUNDER | DESIGNMACHA

MRUNALI BAHEKAR

UX MENTOR

3 - YEAR EXPERIENCE



JAYASURYA

UX MENTOR



Placement & Internship Phase

GUARANTEED INTERNSHIP PHASE

1Stop guarantees an internship with partner companies- DesignMacha. The internship includes a formal Internship Offer Letter and a Completion Certificate upon successful completion.


STRUCTURED PLACEMENT PREPARATION

1Stop supports students in portfolio-building with multiple completed projects (typically around 6) , Also User gets mock interviews, resume reviews, and training for HR and technical rounds — all aimed at preparing you for real-world hiring.

FINAL TAKE

1stop program transforms theory into practical experience through a guaranteed internship, builds a robust credentials portfolio, and equips you with placement-ready skills via mock interviews and resume prep. If you're in your college, this phase sets you on a clear trajectory from "training" to "hired."





Step Into Top Product companies for UI/UX Roles

The leading and high-demand roles in the UI/UX Field along with a brief description of each:

Core UI/UX Design Roles

- **UI Designer (User Interface Designer)**

Focuses on the look and feel — creating visual elements like buttons, icons, colors, and typography.

- **UX Designer (User Experience Designer)**

Ensures the product is easy to use and intuitive — working on structure, flow, and user satisfaction.

- **Product Designer**

A hybrid of UI, UX, and strategy — involved in the entire product lifecycle from research to launch.

- **Interaction Designer (IxD)**

Designs how users interact with the interface — animations, transitions, and touch behaviors.

Research & Strategy Roles

- **UX Researcher**

Conducts user interviews, usability tests, and surveys to gather insights that shape the design.

- **Information Architect**

Organizes content, creates sitemaps, and ensures users can find information easily.

- **Design Strategist**

Aligns design with business goals and helps shape product direction through insights and planning.



Tech-Linked Roles

- **Design Technologist**

Combines design thinking with coding to prototype and test advanced design ideas.

- **UX Engineer**

A blend of designer and developer — works closely with product teams to implement complex interfaces.

Specialized & Evolving Roles

- **Motion Designer (UI Animation)**

Creates animated transitions, micro-interactions, and delightful movement in UI.

- **Accessibility Designer**

Ensures digital products are usable by people of all abilities and disabilities.

- **Visual Designer / Brand Designer (Digital)**

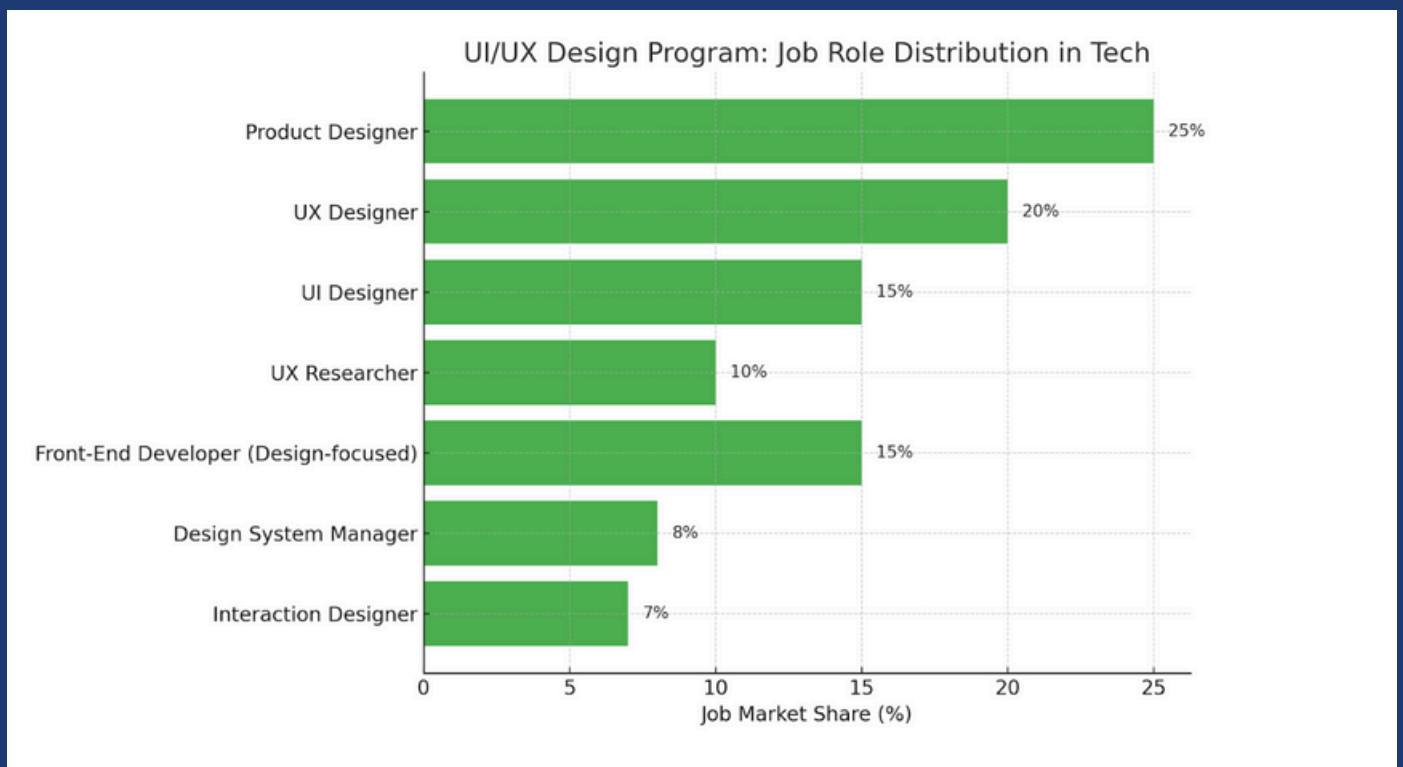
Focuses on consistent branding, graphic elements, and polished UI aesthetics.

- **Design System Manager**

Builds and maintains reusable components and standards for large-scale design consistency.



UI/UX Career Paths: Job Role Distribution in the Tech Industry



It shows which roles are in highest demand:

- Product Designers (25%) lead the market, followed by
- UX Designers (20%), and
- UI Designers & Design-focused Front-End Developers (15% each).

It helps aspiring UI/UX professionals understand which roles are most prevalent and choose a career path with high demand.



1STOP UI/UX PRICE DETAILS

Rs.3,500/- Only

(For Whole Program)

- Program Duration: 2.5 Month =>Live Industrial Training
- Live Project
- Guaranteed Internship and Placement Support
- 30+ Hours of Content
- Lifetime dashboard access
- Project Completion Certificate
- Internship Completion Certificate
- Customized Resume Builder and
- Placement Assistance

www.1stop.ai

Accelerate Your Growth and Join the UI&UX Program.

For any inquiries or assistance, please
feel free to reach out to us at

+91 9880717291 | care@1stop.ai

2nd floor, 1018, 20th Cross Rd, Sector 7,
HSR Layout, Bengaluru 560102

```
margin: 0;
padding: 0;
font-size: 16px;
background: #fff;
background-s
6
7
8
9
10
11
12
13
14
15
16
17
18
19
20
21
22
23
24
25
26
27
28
29
30
31
32
33
34
35
36
37
38
39
40
41
42
43
44
45
46
47
48
49
50
51
52
53
54
55
56
57
58
59
60
61
62
63
64
65
66
67
68
69
70
71
72
73
74
75
76
77
78
79
80
81
82
83
84
85
86
87
88
89
90
91
92
93
94
95
96
97
98
99
100
101
102
103
104
105
106
107
108
109
110
111
112
113
114
115
116
117
118
119
120
121
122
123
124
125
126
127
128
129
130
131
132
133
134
135
136
137
138
139
140
141
142
143
144
145
146
147
148
149
150
151
152
153
154
155
156
157
158
159
160
161
162
163
164
165
166
167
168
169
170
171
172
173
174
175
176
177
178
179
180
181
182
183
184
185
186
187
188
189
190
191
192
193
194
195
196
197
198
199
200
201
202
203
204
205
206
207
208
209
210
211
212
213
214
215
216
217
218
219
220
221
222
223
224
225
226
227
228
229
230
231
232
233
234
235
236
237
238
239
240
241
242
243
244
245
246
247
248
249
250
251
252
253
254
255
256
257
258
259
260
261
262
263
264
265
266
267
268
269
270
271
272
273
274
275
276
277
278
279
280
281
282
283
284
285
286
287
288
289
290
291
292
293
294
295
296
297
298
299
300
301
302
303
304
305
306
307
308
309
310
311
312
313
314
315
316
317
318
319
320
321
322
323
324
325
326
327
328
329
330
331
332
333
334
335
336
337
338
339
340
341
342
343
344
345
346
347
348
349
350
351
352
353
354
355
356
357
358
359
360
361
362
363
364
365
366
367
368
369
370
371
372
373
374
375
376
377
378
379
380
381
382
383
384
385
386
387
388
389
390
391
392
393
394
395
396
397
398
399
400
401
402
403
404
405
406
407
408
409
410
411
412
413
414
415
416
417
418
419
420
421
422
423
424
425
426
427
428
429
430
431
432
433
434
435
436
437
438
439
440
441
442
443
444
445
446
447
448
449
450
451
452
453
454
455
456
457
458
459
460
461
462
463
464
465
466
467
468
469
470
471
472
473
474
475
476
477
478
479
480
481
482
483
484
485
486
487
488
489
490
491
492
493
494
495
496
497
498
499
500
501
502
503
504
505
506
507
508
509
510
511
512
513
514
515
516
517
518
519
520
521
522
523
524
525
526
527
528
529
530
531
532
533
534
535
536
537
538
539
540
541
542
543
544
545
546
547
548
549
550
551
552
553
554
555
556
557
558
559
560
561
562
563
564
565
566
567
568
569
570
571
572
573
574
575
576
577
578
579
580
581
582
583
584
585
586
587
588
589
590
591
592
593
594
595
596
597
598
599
600
601
602
603
604
605
606
607
608
609
610
611
612
613
614
615
616
617
618
619
620
621
622
623
624
625
626
627
628
629
630
631
632
633
634
635
636
637
638
639
640
641
642
643
644
645
646
647
648
649
650
651
652
653
654
655
656
657
658
659
660
661
662
663
664
665
666
667
668
669
670
671
672
673
674
675
676
677
678
679
680
681
682
683
684
685
686
687
688
689
690
691
692
693
694
695
696
697
698
699
700
701
702
703
704
705
706
707
708
709
710
711
712
713
714
715
716
717
718
719
720
721
722
723
724
725
726
727
728
729
730
731
732
733
734
735
736
737
738
739
740
741
742
743
744
745
746
747
748
749
750
751
752
753
754
755
756
757
758
759
760
761
762
763
764
765
766
767
768
769
770
771
772
773
774
775
776
777
778
779
780
781
782
783
784
785
786
787
788
789
790
791
792
793
794
795
796
797
798
799
800
801
802
803
804
805
806
807
808
809
810
811
812
813
814
815
816
817
818
819
820
821
822
823
824
825
826
827
828
829
830
831
832
833
834
835
836
837
838
839
840
841
842
843
844
845
846
847
848
849
850
851
852
853
854
855
856
857
858
859
860
861
862
863
864
865
866
867
868
869
870
871
872
873
874
875
876
877
878
879
880
881
882
883
884
885
886
887
888
889
890
891
892
893
894
895
896
897
898
899
900
901
902
903
904
905
906
907
908
909
910
911
912
913
914
915
916
917
918
919
920
921
922
923
924
925
926
927
928
929
930
931
932
933
934
935
936
937
938
939
940
941
942
943
944
945
946
947
948
949
950
951
952
953
954
955
956
957
958
959
960
961
962
963
964
965
966
967
968
969
970
971
972
973
974
975
976
977
978
979
980
981
982
983
984
985
986
987
988
989
990
991
992
993
994
995
996
997
998
999
1000
```